



TABLE OF SPECIFICATIONS

Fin space 4.1 mm Tubes 1/2"													
Model	Capacity			Surface	Air Flow						Defrost Heaters		Weight
	ΔT=Tamp-Tevap				Fans			Motor			Total Power	No of Elements **	
	6	8	10	m2	m3/h	(D) mm	No of fans	Power motor	Amps per motor I	Voltage U (V)	Watt		
	Watt*											Kg	
ORL 12 S	674	1104	1599	6.74	1100	300	1	16/60	0.42	230 50hz	840	2	11
ORL 34 S	967	1572	2116	8.11	1300	300	1	25/90	0.62	230 50hz	840	2	12
ORL 10 S	1149	1792	2388	9.38	1320	300	1	25/90	0.62	230 50hz	960	2	13
ORL 15 S	1753	2507	3310	11.18	2600	300	2	25/90	0.62	230 50hz	1440	2	18
ORL 20 S	1994	3230	4346	16.76	2550	300	2	25/90	0.62	230 50hz	1440	2	20
ORL 21 S	2958	4361	5739	22.35	2700	300	2	25/90	0.62	230 50hz	1440	2	25
ORL 30 S	3802	5466	7040	28.53	4500	300	3	25/90	0.62	230 50hz	2200	2	36
ORL 40 S	4049	6091	8005	34.23	3700	300	3	39/85	0.42	230 50hz	2200	2	40
ORL 50 S	5907	8735	11560	44.29	7100	300	4	39/85	0.42	230 50hz	3400	2	51
ORL 75 S	7006	10166	13215	53.14	7000	300	4	39/85	0.42	230 50hz	3400	2	60
ORL 100 S	10131	14380	18600	70.65	8530	350	4	70/128	0.63	230 50hz	4540	2	86

* Room Temperature 0 °C

R134a R404a R22

** Optional 1.05 1 1.09

Fin space 6.4 mm Tubes 1/2"													
Model	Capacity			Surface	Air Flow						Defrost Heaters		Weight
	ΔT=Tamp-Tevap				Fans			Motor			Total Power	No of Elements	
	6	8	10	m2	m3/h	(D) mm	No of fans	Power motor	Amps per motor I	Voltage U (V)	Watt		
	Watt*											Kg	
ORL 12 C	663	966	1361	4.46	1320	300	1	25/90	0.62	230 50hz	1260	3	11
ORL 34 C	730	1128	1684	5.38	1300	300	1	25/90	0.62	230 50hz	1260	3	12
ORL 10 C	899	1440	1995	6.22	1320	300	1	25/90	0.62	230 50hz	1440	3	13
ORL 15 C	1270	2015	2569	7.41	2600	300	2	25/90	0.62	230 50hz	2160	3	18
ORL 20 C	1605	2620	3683	11.12	2700	300	2	39/85	0.42	230 50hz	2160	3	22
ORL 21 C	2137	3449	4448	14.83	2650	300	2	39/85	0.42	230 50hz	2160	3	27
ORL 30 C	3055	4335	5432	18.93	4100	300	3	39/85	0.42	230 50hz	3300	3	36
ORL 40 C	3038	4861	6396	22.7	4000	300	3	39/85	0.42	230 50hz	3300	3	44
ORL 50 C	4214	6879	8959	29.38	6600	350	3	70/128	0.63	230 50hz	5100	3	53
ORL 75 C	5321	7964	10030	35.25	6500	350	3	70/128	0.63	230 50hz	5100	3	66
ORL 100 C	7628	11548	14580	46.97	8650	350	4	70/128	0.63	230 50hz	6810	3	90

* Room Temperature -18 °C

R134a R404a R22

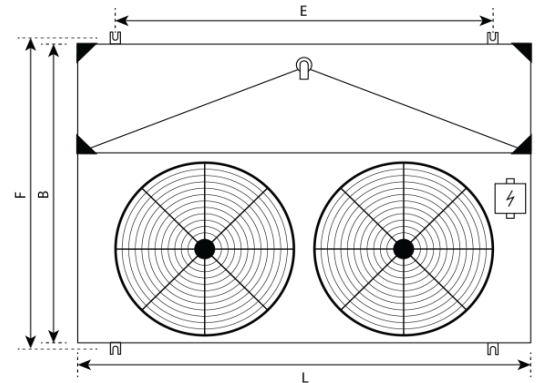
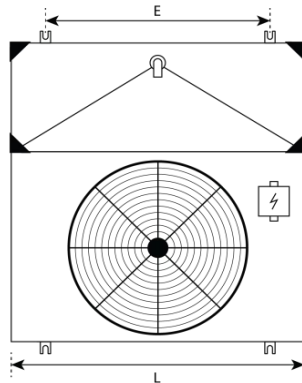
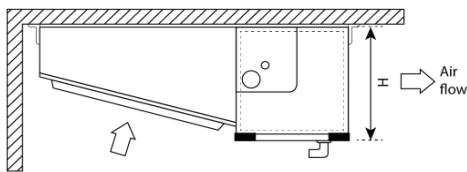
0.86 1 0.96

TEPSA LTD
DESIGN AND MANUFACTURE OF EXCHANGERS
 18, Kyprou str., Tavros 177 78, Athens - Greece
 Phone: (+30) 210 4825149 (+30) 210 4819013, Fax: (30) 210 4829973
 Email: tepsa@otenet.gr



DIMENSION TABLE

Model	Dimensions								Connection		Tube	Sound Pressure
	B	H	F	L	A	Suspensions	E	Drain	Input	Output	Volume	
	mm	mm	mm	mm	mm		mm	mm	mm	in	in	ltr
ORL 12 S&C	605	240	650	575	-	4	505	17	1/2"	5/8"	1.2	49
ORL 34 S&C	605	240	650	575	-	4	505	17	1/2"	5/8"	1.5	50
ORL 10 S&C	605	240	650	652	-	4	505	17	1/2"	5/8"	1.7	50
ORL 15 S&C	605	280	650	888	-	4	740	17	1/2"	5/8"	2	49
ORL 20 S&C	605	280	650	888	-	4	740	17	1/2"	3/4"	3.1	53
ORL 21 S&C	675	280	820	888	-	4	810	17	1/2"	3/4"	4.1	54
ORL 30 S&C	615	360	650	1309	-	4	560	24.5	1/2"	7/8"	5.2	56
ORL 40 S&C	615	360	650	1309	-	4	560	24.5	1/2"	7/8"	6.2	56
ORL 50 S&C	615	360	650	1913	-	6	862	24.5	1/2"	1 1/8"	8.1	58
ORL 75 S&C	615	360	650	1913	-	6	862	24.5	1/2"	1 1/8"	9.7	58
ORL 100 S&C	670	360	705	2520	-	6	575	24.5	5/8"	1 3/8"	12.9	61



TEPSA LTD

DESIGN AND MANUFACTURE OF EXCHANGERS

18, Kyprou str., Tavros 177 78, Athens - Greece

Phone: (+30) 210 4825149 (+30) 210 4819013, Fax: (30) 210 4829973

Email: tepsa@otenet.gr